



**Carroll Electric
Cooperative Corporation**

2023

Reliability Results

2023

Reliability Results



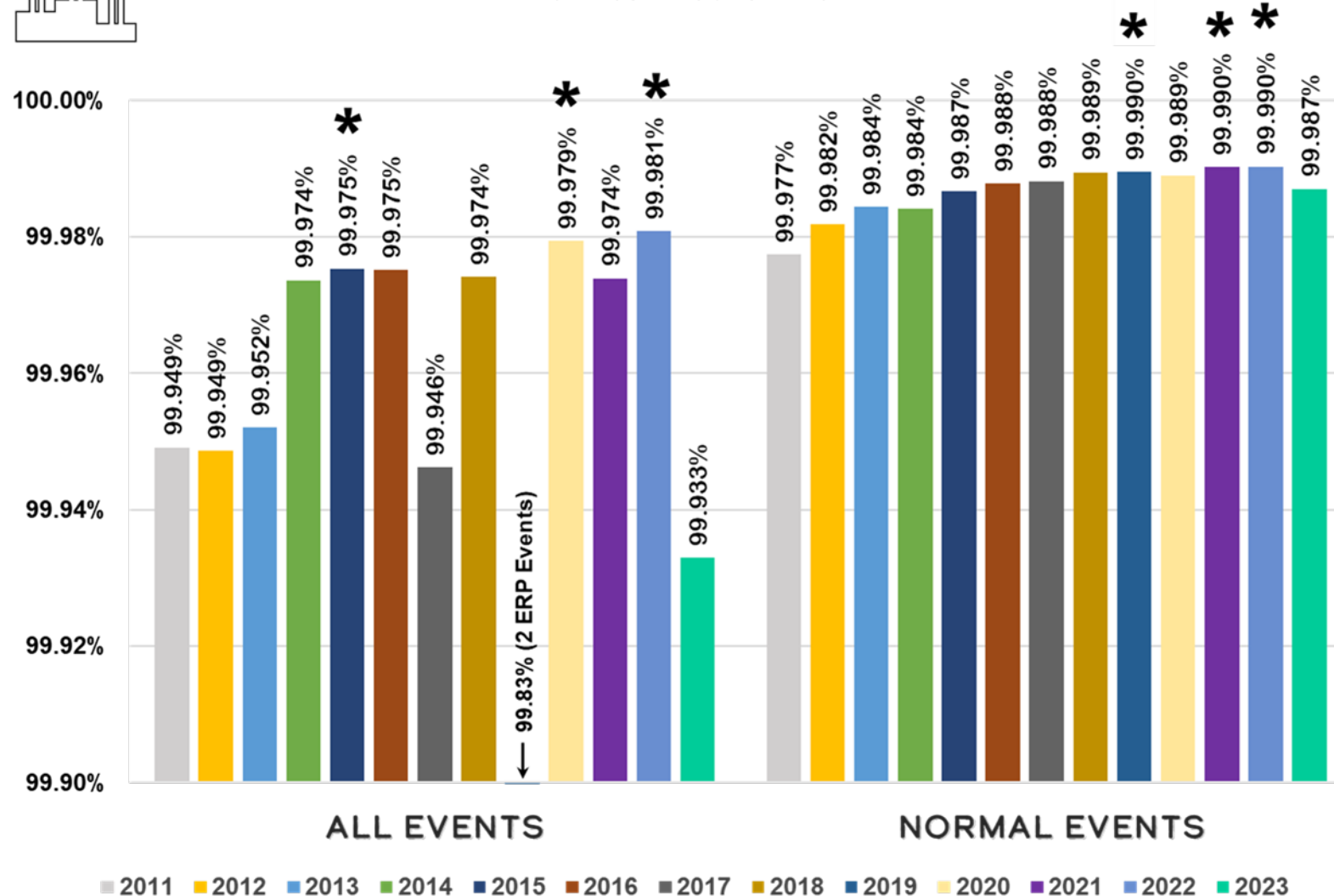
Comparisons

How Carroll Electric compares to other distribution utilities and prior experience.

RELIABLE



***3 Best Years Ever**



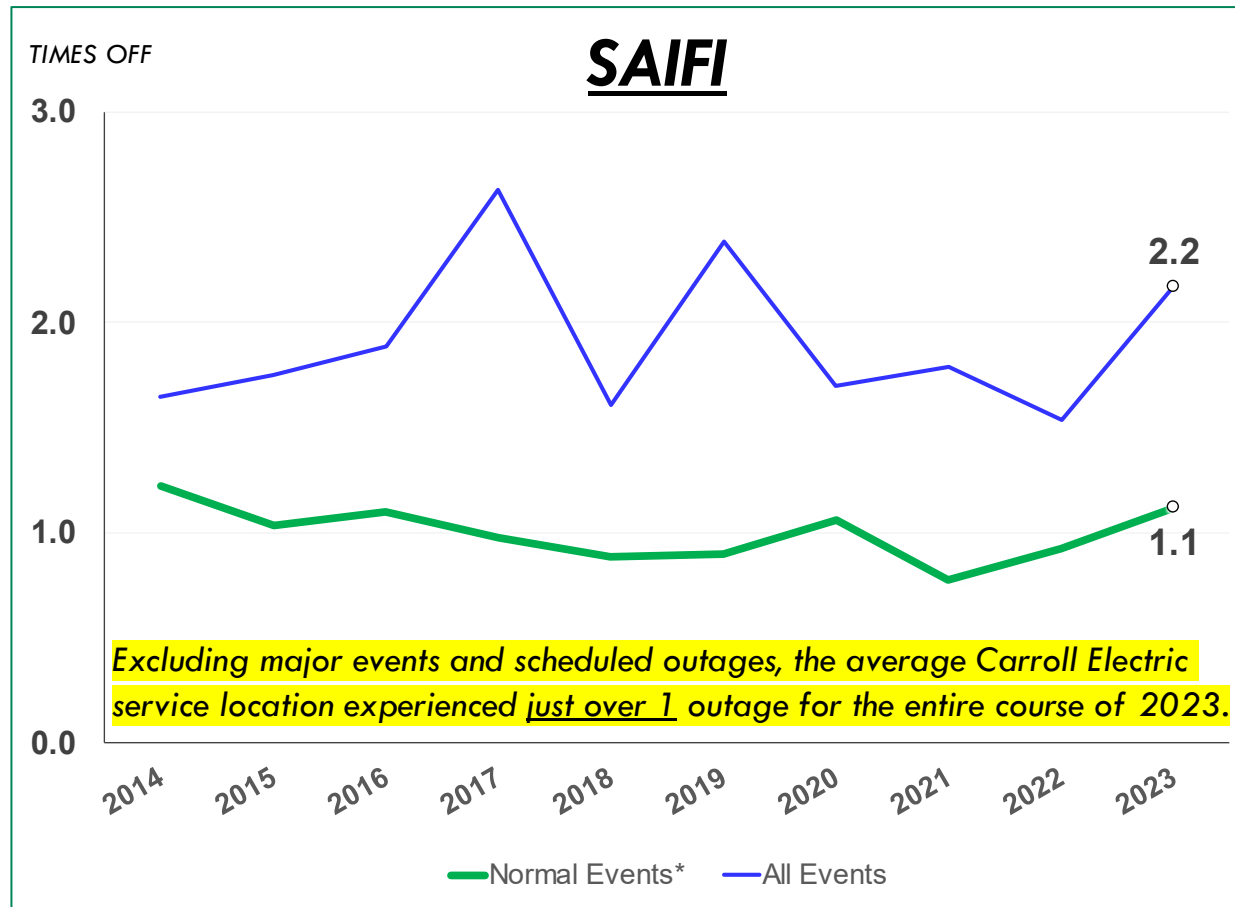
2023

Reliability Results



Frequency

How often do customers experience a sustained outage over the course of the year.



The **System Average Interruption Frequency Index (SAIFI)** indicates how often the average customer at Carroll Electric experienced a sustained outage over the course of a year.

*Normal events exclude major events and scheduled outages.

2023

Reliability Results



Duration

How long does it typically take Carroll Electric to restore power once an outage occurs?

Outage Restoration Times

Under normal conditions, it takes **1 hour and 8 minutes** for line services to restore service once an outage occurs.



2023

Reliability Results

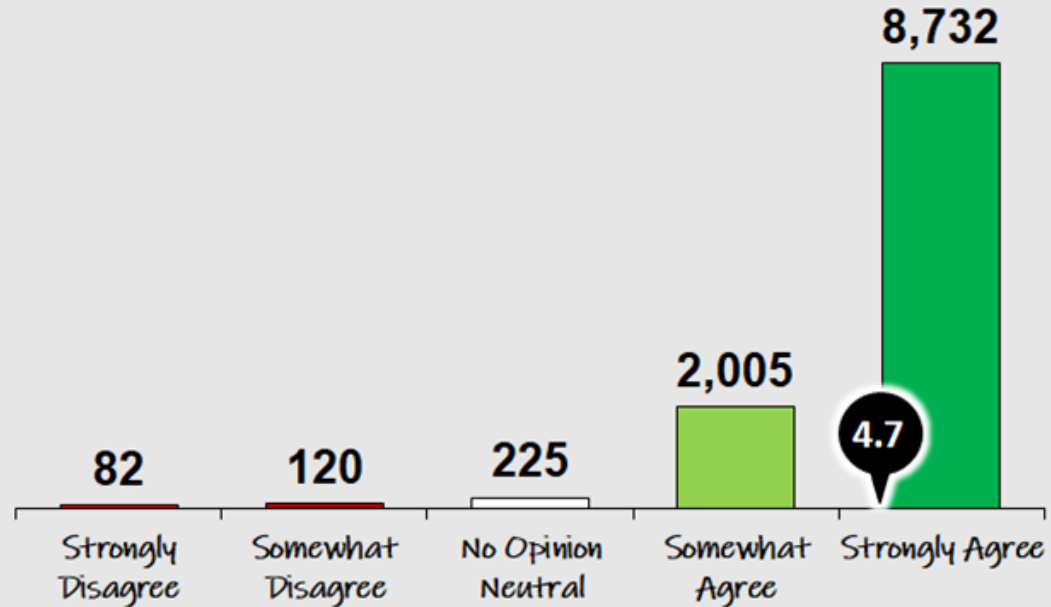


Member Feedback

How does the membership of Carroll Electric view the Cooperative's reliability performance?

SERVICE RELIABILITY

Question 1. Reliability of service in my area meets or exceeds my expectations.



	Agree	Disagree
2023	96%	1.8%
2022	96%	2.1%
2021	96%	2.0%
2020	96%	2.2%
2019	95%	2.3%
2018	95%	2.6%
2017	94%	3.5%
2016	94%	3.2%

2023

Reliability Results

Observations

- A single major event (*January's winter storm*) can sway the results for the entire year.
- Excluding major event days and scheduled outages, ***the Cooperative's reliability continues to perform at a high level!***
- ***The Cooperative's reliability metrics continue to compare favorably within the industry!***